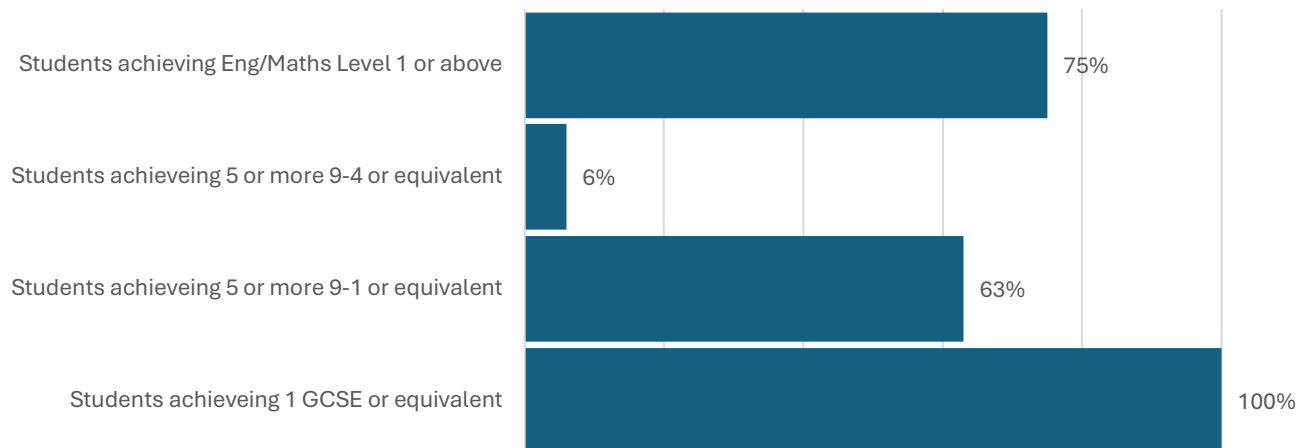
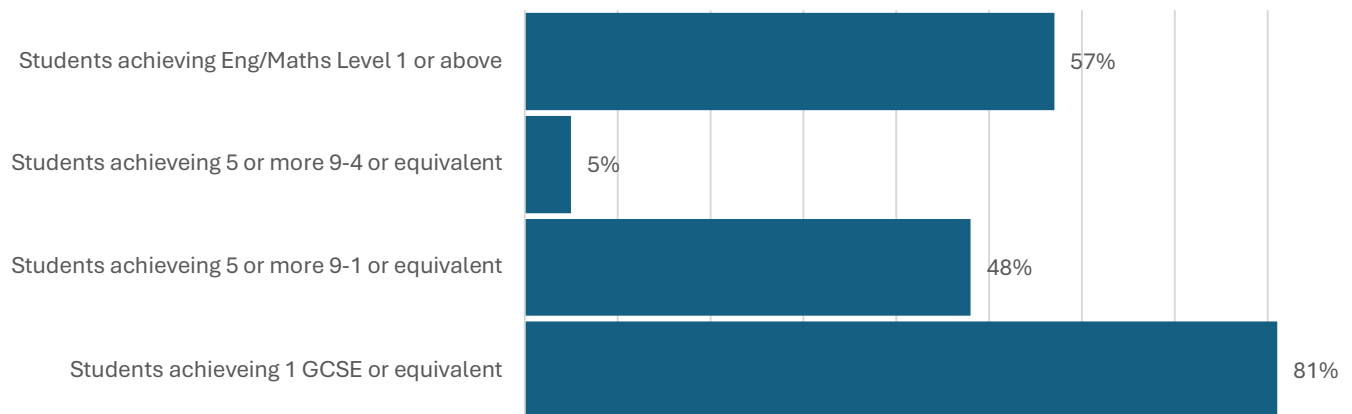


Student Results Analysis

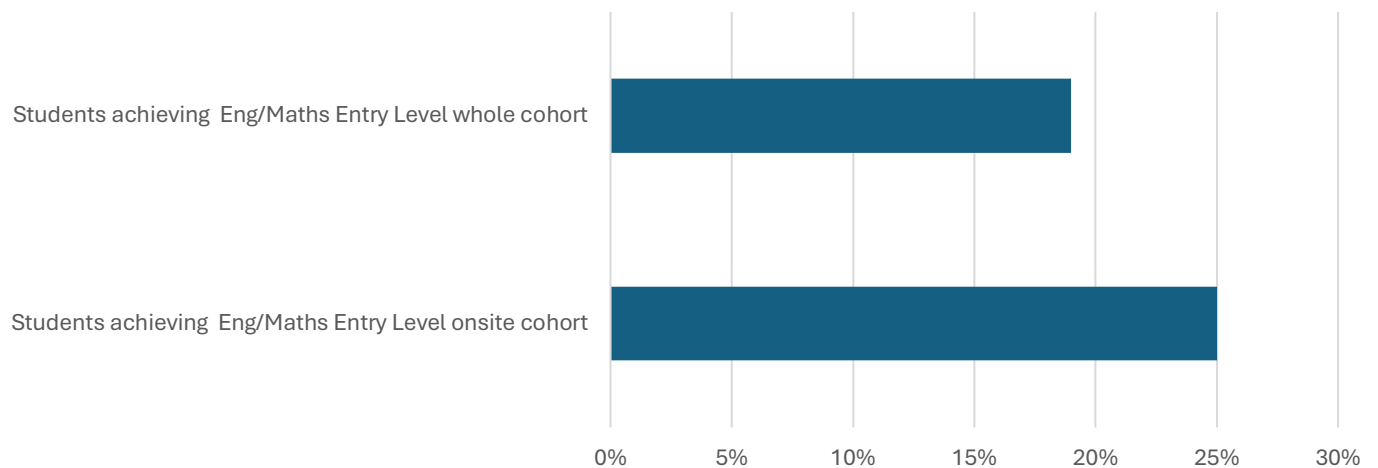
Students Results Analysis- onsite cohort- 16 students



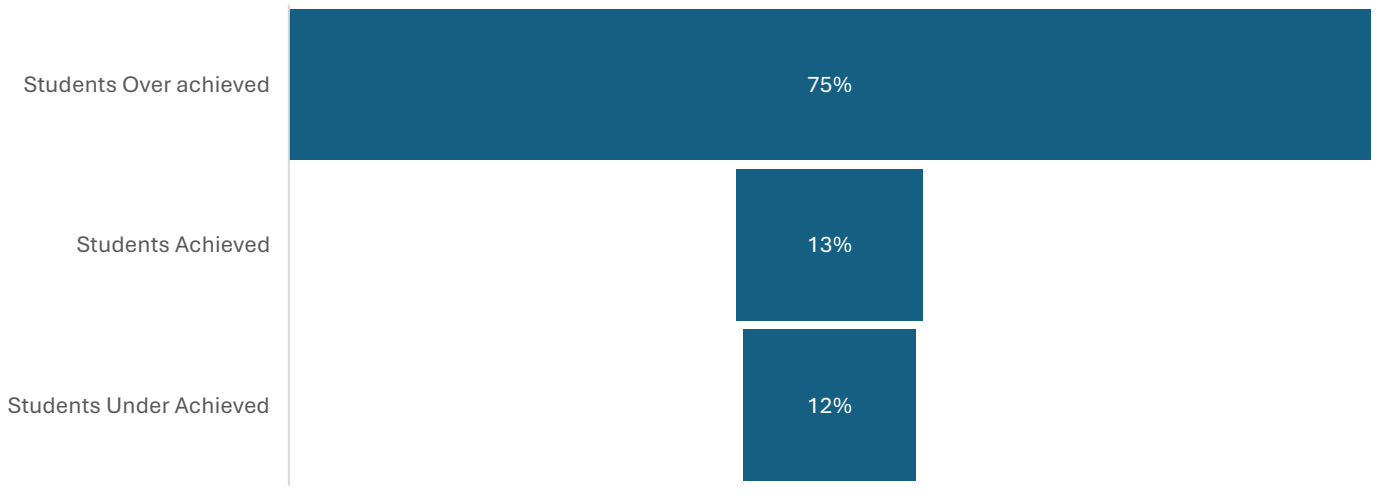
Students Results Analysis- whole cohort- 21 students



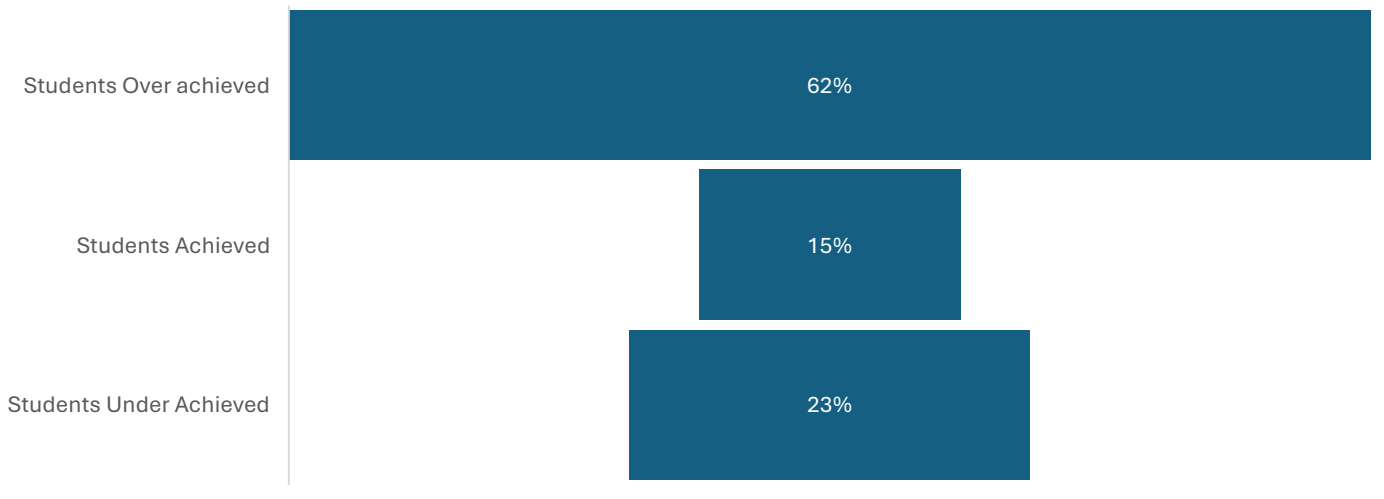
Entry Level Results



ONSITE Student Progress- 16 students



WHOLE COHORT Student Progress- 21 students



Subject Breakdown in terms of Attainment (results achieved)

	English GCSE Entered	Maths GCSE	ART Exam GCSE	3 D Design	Textiles	Graphics Entered	Maths FS 2	Food BTEC	Dig Skills Entered	English FS 1	Maths FS 1	PE BTEC Grade	English Entry Level	Maths Entry Level	Science Exam Entry Level
Whole Cohort	21	21	21	21	21	21	21	21	21	21	21	21	21	21	21
Onsite Cohort	16	16	16	16	16	16	16	16	16	16	16	16	16	16	16
Total Entered	14	17	12	5	7	6	2	15	6	14	10	13	9	13	11
Total Pass	12	11	12	5	6	4	2	15	1	13	8	13	9	12	11
% Pass	86%	65%	100%	100%	86%	67%	100%	100%	17%	93%	80%	100%	100%	92%	100%
% Pass Whole Cohort on site	75%	69%	75%	31%	38%	25%	13%	93.75%	6.25%	81%	63%	81%			
Total Pass 4 above	0	1	3	0	1	0	2	15	0	0	0	0	0	0	0